

BoRN + Unite Us Data Report 6/27/22-09/27/22





Network Activity Overview

Monitor critical network metrics over time

Filter

Case Creation Date
 6/27/2022 9/27/2022
🗓️

Network
 Unite Us Network

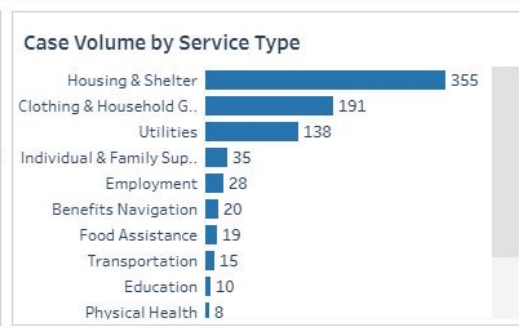

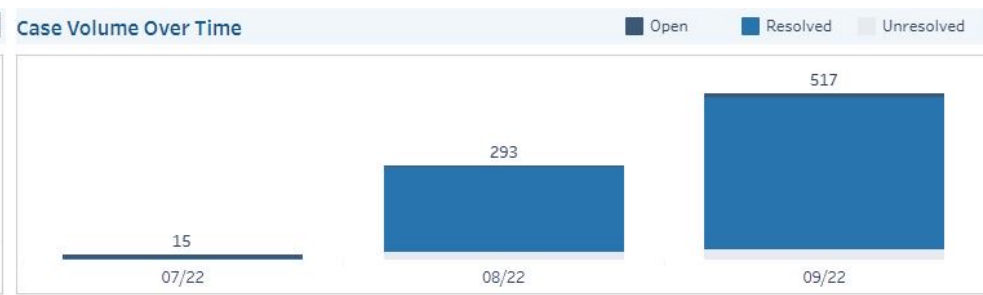
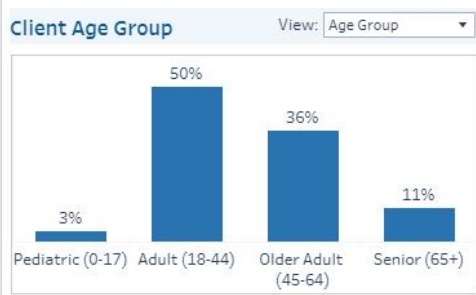
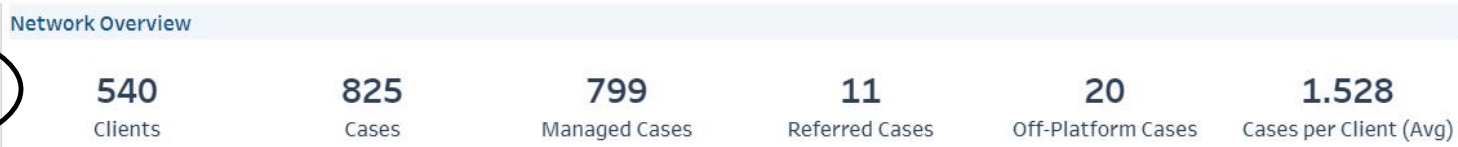
Organization
 (Multiple values)

Service Type
 (All)

State
 (All)

County
 (All)

Case Scope
 (All)





Network Coverage

Assess the footprint of the network across geographies and service types

Filter

- Network
Unite Us Network
- Receiving Referral Status
(All)
- Service Type
(All)
- State
(All)
- County
(All)

Network Overview

63,093
Users

6,355
Organizations

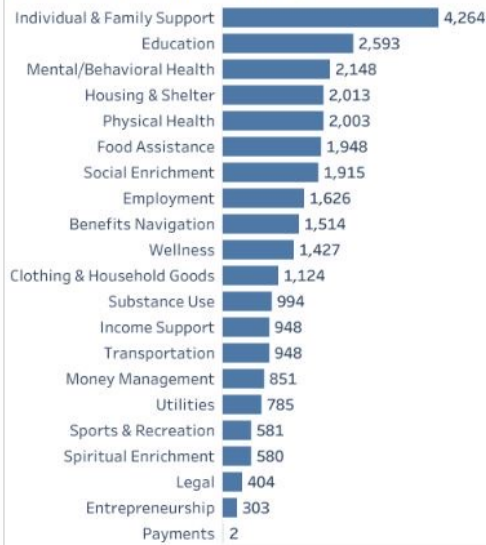
12
Organizations
Joined in the last 7 Days

13,721
Programs

67%
Programs Receiving
Referrals

Network Service Breakdown

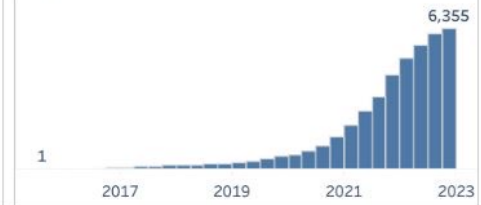
Service Type Mix (programs) [Show Organization](#)



Programs Not Receiving Referrals by Reason



Organizations Added To Date



Organization Locations





Referral Activity

Learn more about the referral activities between network organizations

We have upgraded reporting to reflect sensitive referrals as individual cases. You may see an increase in case volumes along with a temporary drop in resolution and acceptance rates, while we make further updates.

Filter

Referral Created At
11/21/2014 9/27/2022

Network
Unite Us Network

Sending Organization
(Multiple values)

Receiving Organization
(All)

Service Type
(All)

State
MO

County
(All)

Referral Activity

Top 10 Sending Organizations

Bootheel Perinatal Network	45%
Building Blocks / Nurse Family Partnership	45%
Dexter, Bloomfield, Richland R-1 Parents as Teachers	9%

Top 10 Receiving Organizations

Building Blocks / Nurse Family Partnership	45%
Dexter Community Regional Healthcare Foundation (RH..	18%
New Madrid County Human Resource Council	18%
Presbyterian Children's Homes and Services	9%
Sankofa Safe Child Initiative	9%

Referral Rejection / Recall Reason

Other	2
Client is not eligible for our services	1

Rejected

Referral Status

	Accepted	Rejected	Sent
Education		1	
Food Assistance		1	
Housing & Shelter	1		
Individual & Family Support	6		
Transportation		1	1



Referred Cases

Monitor and manage referred cases within your network

We have upgraded reporting to reflect sensitive referrals as individual cases. You may see an increase in case volumes along with a temporary drop in resolution and acceptance rates, while we make further updates.

Filter

Case Created At
11/21/2014 9/27/2022

Network
Unite Us Network

Organization
(Multiple values)

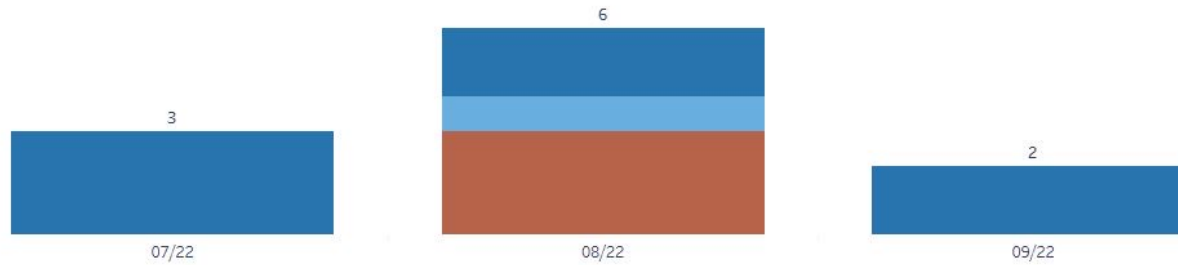
Service Type
(All)

State
MO

County
(All)

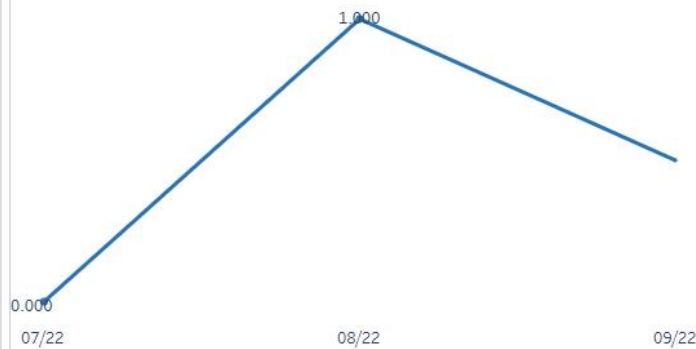
Referred Cases Over Time

Referred Cases Volume



Referred Case Details

Median Time to Referred Case Acceptance (Days)



Referred Cases - Bar- Outcomes

Service Type	Outcome	Count
Education	Services Not Available	1
Food Assistance	Other	1
Housing & Shelter	Other	1
Individual & Family Support	Refused Services	1
Individual & Family Support	Other	1
Transportation	Services Not Available	1

Resolved Unresolved



Managed Cases Activity

Monitor the managed cases within your network

We have upgraded reporting to reflect sensitive referrals as individual cases. You may see an increase in case volumes along with a temporary drop in resolution and acceptance rates, while we make further updates.



Filter

Managed Case Created At
 11/21/2014 9/27/2022

Network
 Unite Us Network

Organization
 (Multiple values)

Service Type
 (All)

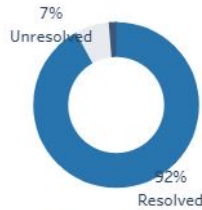
State
 (All)

County
 (All)

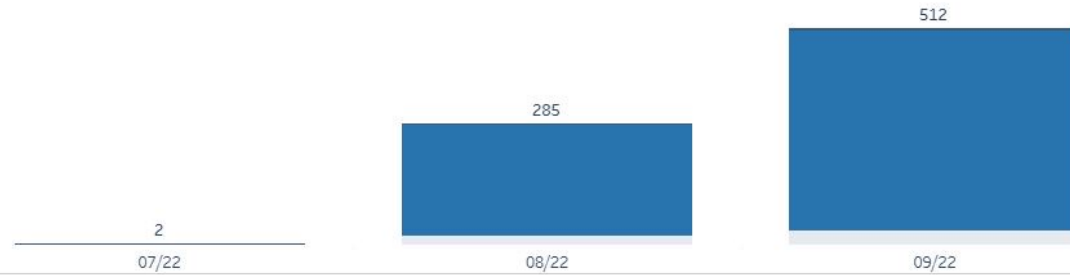
Managed Cases Summ

799 Managed Cases

Resolution Overview

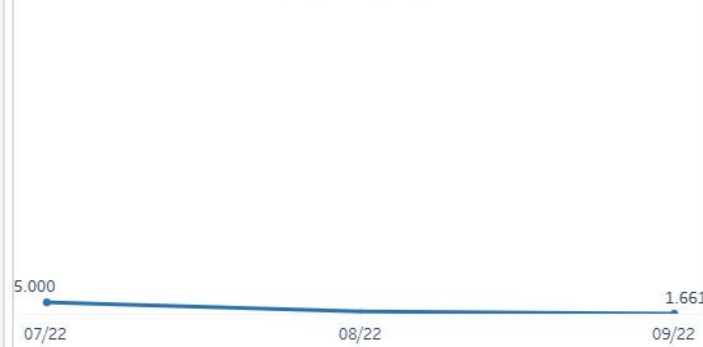


Managed Cases Volume

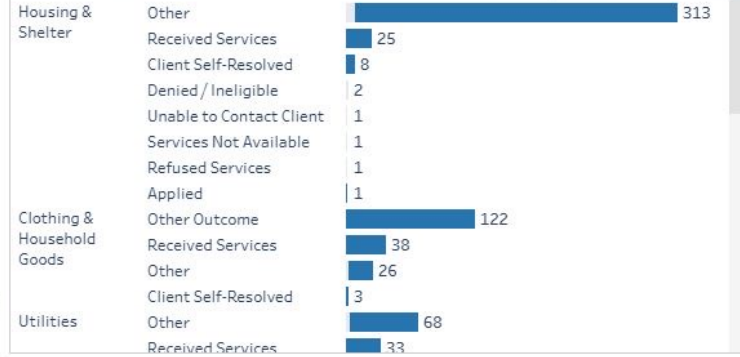


Managed Case Details

Median Duration of Managed Cases (Days)



Managed Cases by Outcome





Network Activity Overview

Monitor critical network metrics over time

Filter

Case Creation Date: 6/27/2022 to 9/27/2022 HD

Network:

Organization:

Service Type:

State:

County:

Scope:

Network Overview

527
Clients

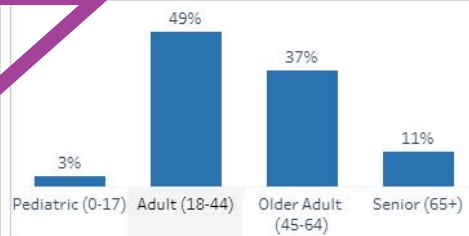
794
Cases

793
Managed Cases

1.507
Cases per Client (Avg)

Client Age Group

View:



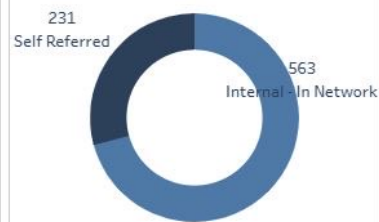
Case Volume Over Time

■ Open ■ Resolved ■ Unresolved

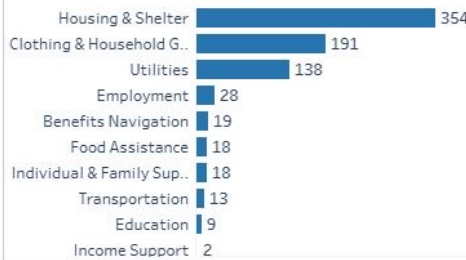


Case Summary

Origin



Case Volume by Service Type



Reoccurring Needs



Through present day....



Network Activity Overview

Monitor critical network metrics over time

Filter

Case Creation Date
11/21/2014 11/17/2022

Network
Unite Us Network

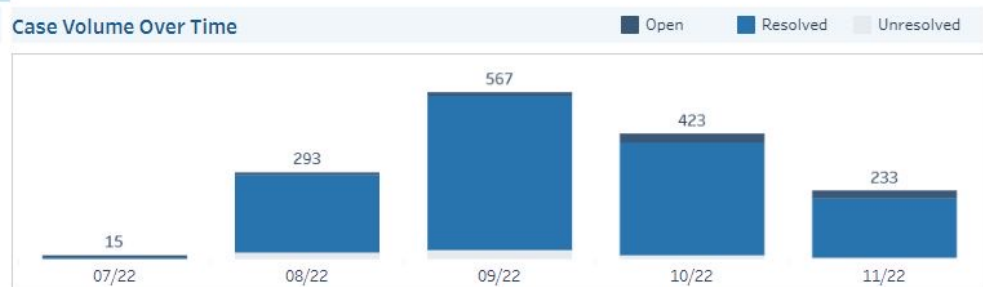
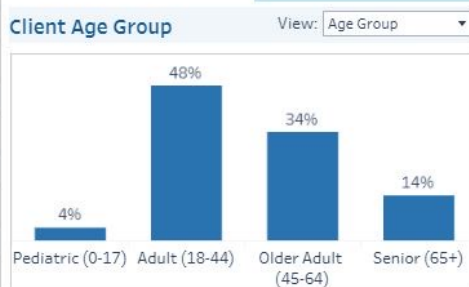
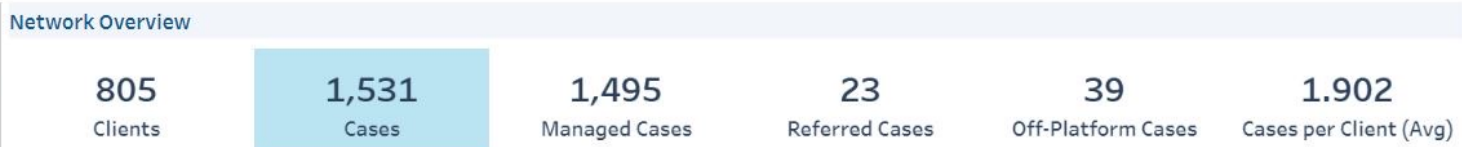
Organization
(Multiple values)

Service Type
(All)

State
(All)

County
(All)

Case Scope
(All)



Case Summary

Origin

Origin	Count
Self Referred	251
Internal - In Network	1,218
Internal - Off Platform	39

Case Volume by Service Type

Service Type	Volume
Housing & Shelter	575
Clothing & Household Goods	481
Utilities	225
Individual & Family Support	80
Food Assistance	45
Employment	37
Benefits Navigation	28
Transportation	21
Physical Health	17
Education	14

Reoccurring Needs

Need	Value
Clothing & Household Goods	1.5
Housing & Shelter	1.5
Income Support	1.5
Employment	1.4
Utilities	1.3
Individual & Family Support	1.3
Transportation	1.2
Food Assistance	1.1
Education	1.1
Benefits Navigation	1.1

